



Watch a video interpretation of your report from one of more than 20,000 possible combinations. Click on the link below or copy and paste it into your browser.

<http://www.add.co.uk/PMA5/report/my.htm?=addbfb>

ID:123456789

PMA6 Assessment Report

1-May-16

Name: Pat Hewitt

pat.hewitt@provek.co.uk

Job Title: Project engineer

PMA6 v4-0

Overall summary

You described your overall project role as work-package manager in that you lead a section working on part of a project. This overall project role is used in comparisons of your scores to the industry benchmarks.

Your experience overall is much higher than (i.e. by more than 20%) the industry benchmark and your strongest experience is in the areas of requirements and feasibility, management planning, and business case. In terms of specific experience, you have independently managed the full requirements management process and thoroughly examined options during feasibility studies for significant projects; managed the preparation and maintenance, and has contributed to many aspects of a significant project management plan (e.g. PMP or PID) for significant projects; and, been independently responsible for writing sections of a comprehensive business case for significant projects.

Your decision making ability score of 66% is higher than (i.e. by between 5% and 20%) the industry benchmark. The highest ability scores are in areas of start-up, change control, and recovery.

Overall, your knowledge score is 61% which is higher than (i.e. by between 5% and 20%) the industry benchmark. You have relatively good knowledge compared to the industry benchmarks in the areas of business case and stakeholders, communication, governance and organisation, life cycle and reviews, p3 environment, procurement, scope management, and teamwork and leadership.

In terms of personality indicators, you will communicate own position strongly to others; are directive and inclined to be comfortable taking charge; have a strong sense of urgency in making decisions; are highly structured and organised; display an inclination to use more facts and figures in decision making; and, are calm and unaffected by challenges and problems. You may not always seek to engage with others.

The following four pages of detailed report gives the breakdown of scores and comparisons to industry benchmarks for project management experience, ability, knowledge and personality indicators.



ID:123456789

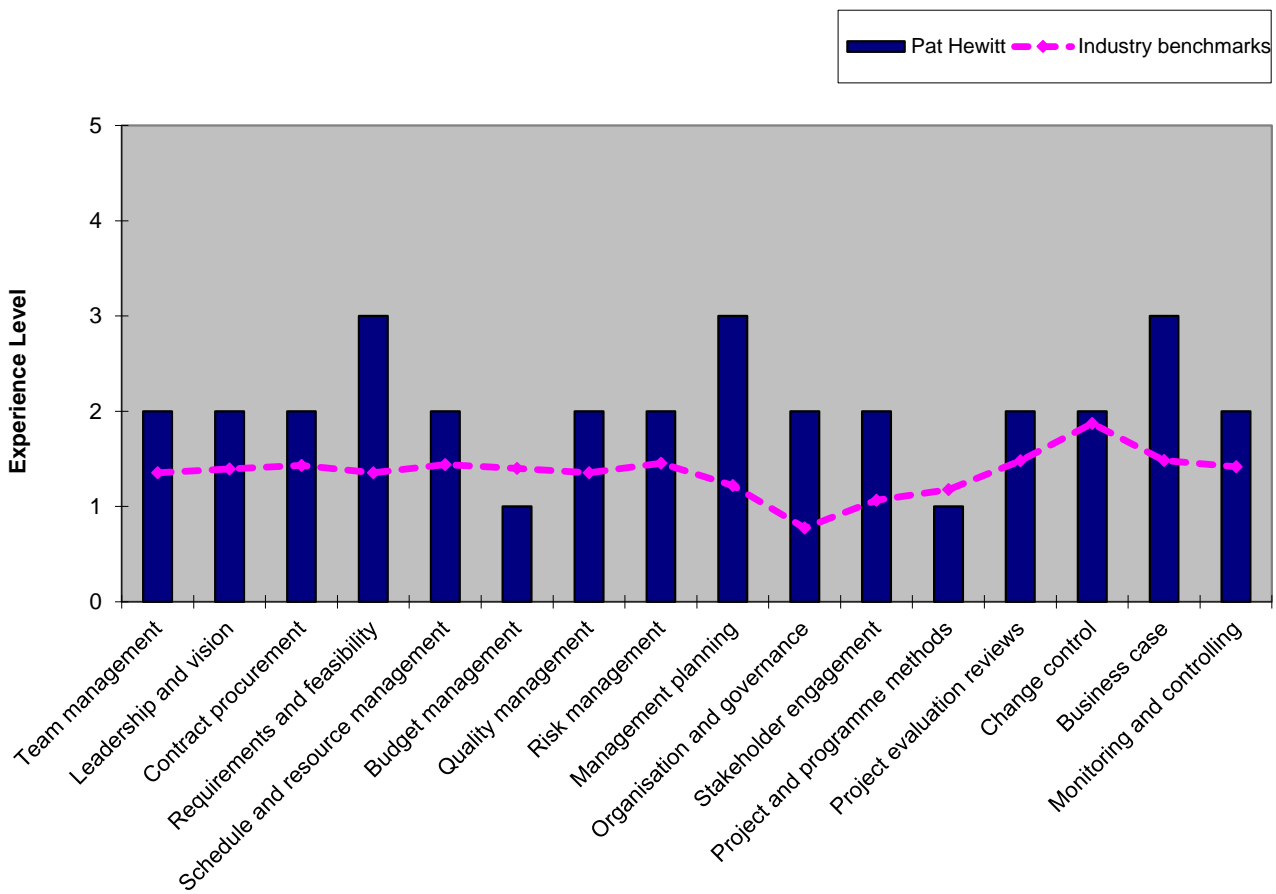
You described your overall project role as work-package manager in that you lead a section working on part of a project. This overall project role is used in comparisons of your experience, knowledge and decision making ability scores to the industry benchmarks.

Experience

You assessed your experience across 16 topics of programme and project management on a scale ranging from level 0 to level 5. The graph below shows the levels you gave for each of the 16 topics together with the industry benchmarks for your role of work-package manager.

Your average score is 2.1 which is much higher than (i.e. by more than 20%) the industry benchmark for your project role.

Competence Based Experience



In broad terms, level 1 indicates a supportive role in the specific area (e.g business case), level 2 a contributing role, level 3 a management role on significant projects, level 4 a management role on a major complex project and level 5, a management role on a strategic programme.

Qualifications and recent project management training

You stated that your highest educational qualification is University Bachelor degree.

You also indicated that you have passed the following qualifications: None at present.

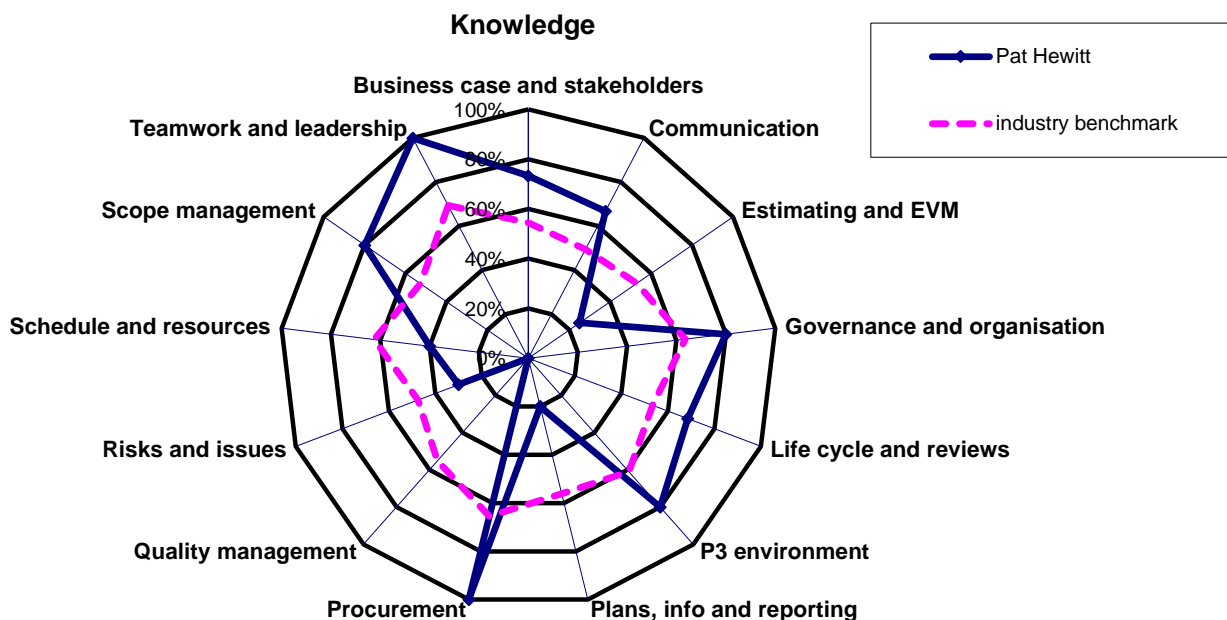
In the past three years, you have had 8-14 hours of project management training.

ID:123456789

Knowledge

The 50 multiple choice knowledge questions are based on the key topic areas from the Association for Project Management's Body of Knowledge. Each question is categorised into one of seven broad areas (e.g. commercial, context and team working etc.). Your average score for each area is calculated as well as an overall average. Your knowledge scores are compared with the industry benchmarks for your overall project role.

Your overall knowledge score is 61% which is higher than (i.e. by between 5% and 20%) the industry benchmark for your project role. Your knowledge across the seven areas used in the assessment is shown on the graph below together with the industry benchmark.



The specific question topics which you did well on are given for each of the seven areas in the column headed Topic Strengths in the table below. Question topics in which you need development are shown in the adjacent column. Some of these may refer to single questions and so it is important to look holistically for overall combinations of strengths or development topics and not focus too much on a single item.

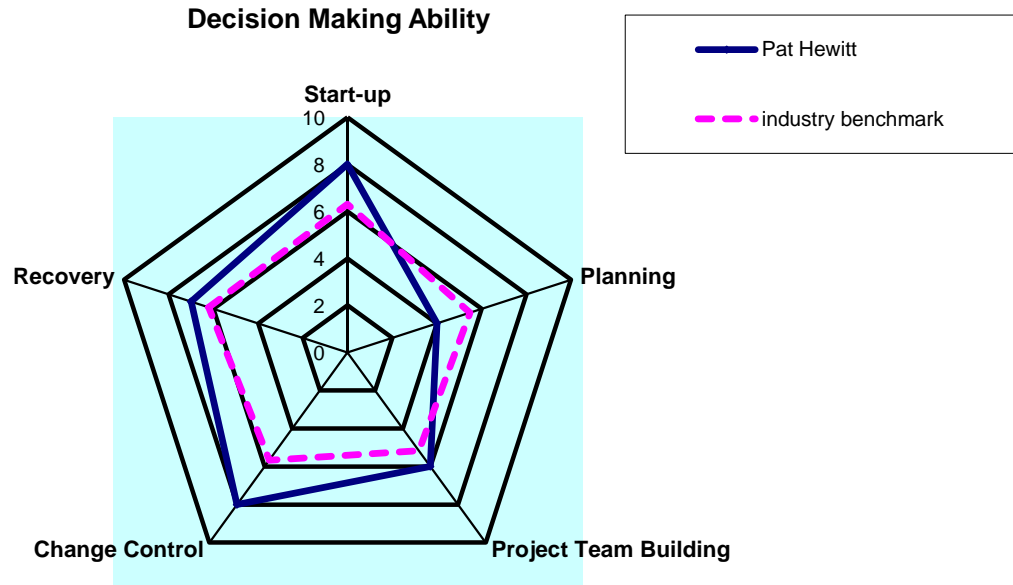
Area	Topic Strengths		Topics for Development
Business case and stakeholders	Business Case, Success Criteria, Success Definition.		Stakeholder Commitment.
Communication	Conflict Resolution, Feedback.		Negotiation Stages.
Estimating and EVM	Earned Value Analysis.		Cost Performance Index, Estimate Accuracy, Project Estimating.
Governance and organisation	Methods and Procedures, Project Board Role, Project Manager Role, Project Office Functions.		Project Governance.
Life cycle and reviews	Closure Report, Project Completion, Project Lifecycle Definition, Stage Approval.		Closure Responsibilities, Review Types.
P3 environment	Management, Projects and BAU, Safety Management.		Project Environment.
Plans, info and reporting			Project Launch.
Procurement	Procurement Definition, Supplier Selection.		
Quality management			Quality Assurance.
Risks and issues	Risk Quantification.		Issue Definition, Risk Analysis.
Schedule and resources	Budget Definition, Schedule Levelling.		Network Development, Project Response, Task Precedence.
Scope management	Configuration Management, Requirements Definition, WBS Numbering.		
Teamwork and leadership	Project Leadership, Team Development.		

ID:123456789

Situation decision making ability

Five situation questions were presented which each score up to 10 points. The questions covered five different aspects of a project. Each part of the question had up to eight possible answers. Scores allocated to each possible answer is weighted in proportion to the answers given over time by senior project managers. Again your total score is compared to the industry benchmark for your selected overall project role.

Your total decision making ability score based on the situational questions was 33 points out of a possible 50 points (i.e. 66%). This is higher than (i.e. by between 5% and 20%) the industry benchmarks for your project role. A breakdown of the scores by topic is shown on the graph below.



APM Qualification - Recommendation

Based on your chosen project role, your recent training and qualifications and Provek's experience of the required PMA6 scores ahead of taking each qualification, the table below provides you with an indication of the appropriate APM qualification for you. Five green shaded boxes in a column indicates that you are clearly suitable for that APM qualification.

Qualification	Introductory Certificate (IC): APM Project Fundamentals	APMP: The APM Project Management Qualification	APM Project Professional Qualification (PPQ)	APM Practitioner Qualification (PQ)	APM Registered Project Professional (RPP)
IPMA level		Level D		Level C	
Focus and method	Knowledge (multiple choice)	Knowledge (written)	Capability (written)	Capability (practical and written)	Competence (portfolio and interview)
Study time	10-15 hours	40-60 hours	40-80 hours	3 days	40 hours
Project role:	Met	Not met	Not met	Not met	Not met
Prior training and qualifications:	Met	Not met	Not met	Not met	Not met
PMA6 experience score:	Met	Not met	Almost met	Not met	Not met
PMA6 knowledge score:	Met	Not met	Almost met	Almost met	Not met
PMA6 decision ability score:	Met	Not met	Almost met	Almost met	Not met

Met
 Almost met
 Not met

ID:123456789

Personality indicators

The graph below shows your scores on seven personality indicators chosen to reflect those aspects important in project managers. Your score has been normalised to the population which means that a score in the centre is average. Each unit represents 10% of the population.

The descriptions on the left and the right hand side of the graph explain the meaning of scores in those directions. These do not mean good or bad but indicate the extent to which a particular aspect of personality is displayed relative to the population.

